


Draw and interpret pie charts

- 1 A group of people were asked to choose their favourite fruit out of apples, bananas and grapes.



- a) What percentage of people chose grapes as their favourite?

25%

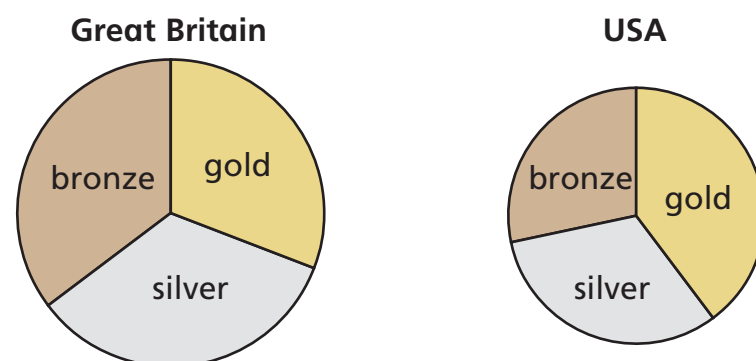
- b) What fraction of people chose bananas as their favourite?
Give your answer in its simplest form.

$\frac{5}{18}$

- c) What is the angle in the pie chart for apples?
How do you know?

170°

- 2 The pie charts show the number of bronze, silver and gold medals won by Great Britain and the USA since the modern Olympic Games started in 1896



- a) Dexter says, "The pie chart shows that Great Britain has won more bronze medals than the USA."

Do you agree with Dexter? No

Discuss it with a partner.

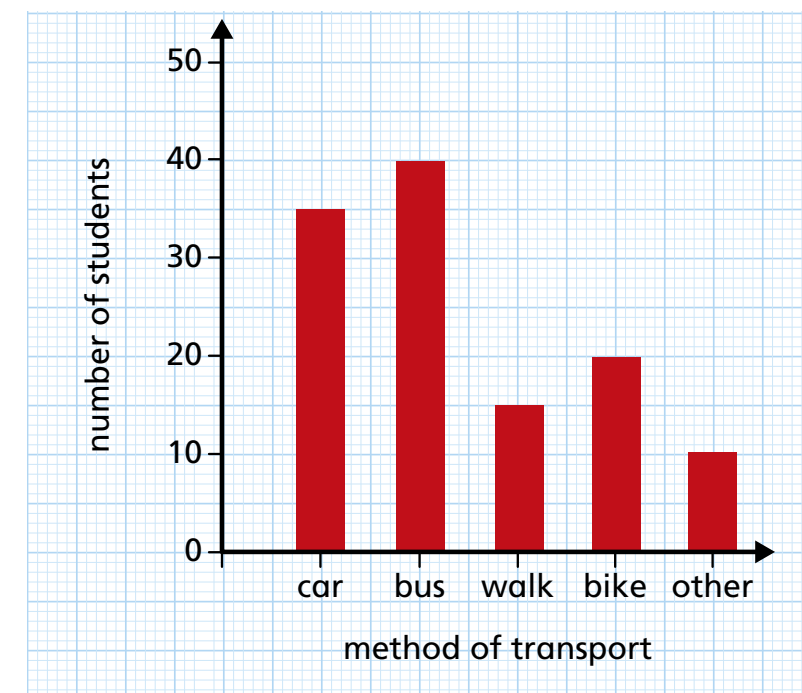
- b) Great Britain won more medals because their pie chart is bigger.

Is the statement true or false? false

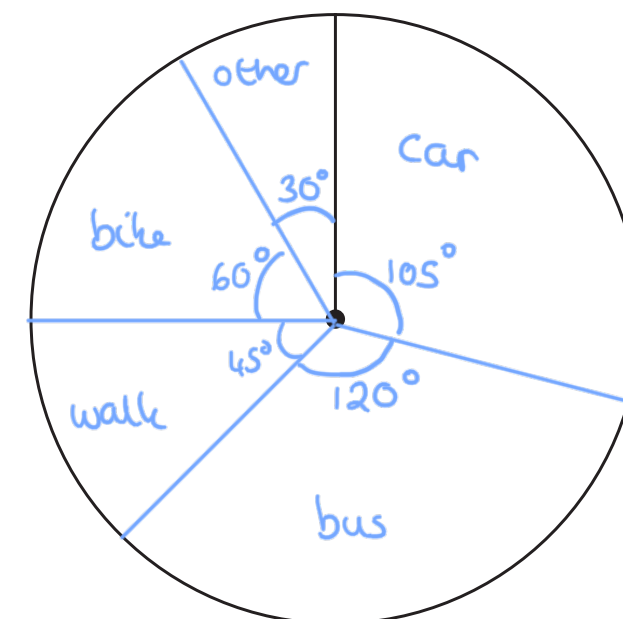
- c) Write two things you can interpret from the pie charts.

e.g. The USA won more gold medals than bronze or silver.
A greater proportion of the UK's medals were bronze than the USA's.

- 3 The bar chart shows the method of transport that a group of students take to school.



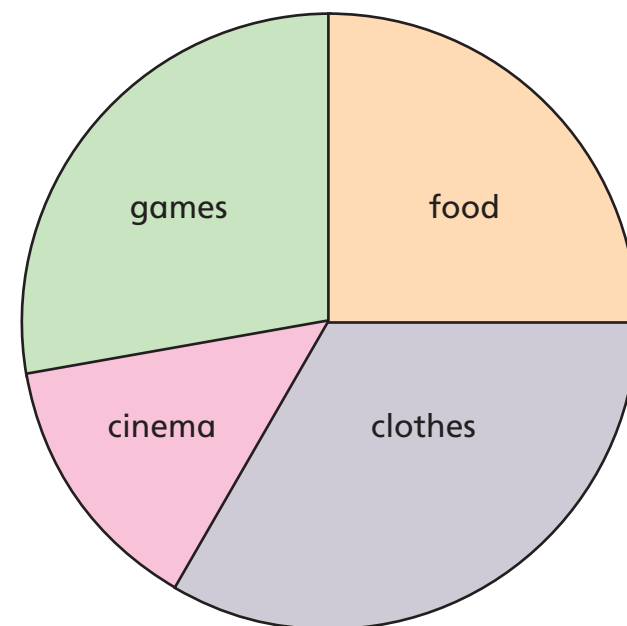
Draw a pie chart to represent the data.



- 4 The pie chart is drawn accurately, and shows how Teddy spent his money in January.

He spent £90 in total.

How much money did he spend on each thing?



games	£25
food	£22.50
clothes	£30
cinema	£12.50



- 5 There are some animals in a zoo.

- There are twice as many monkeys as there are giraffes.
- There are 8 more elephants than giraffes.
- There are 2 fewer lions than monkeys.
- There are 56 lions.

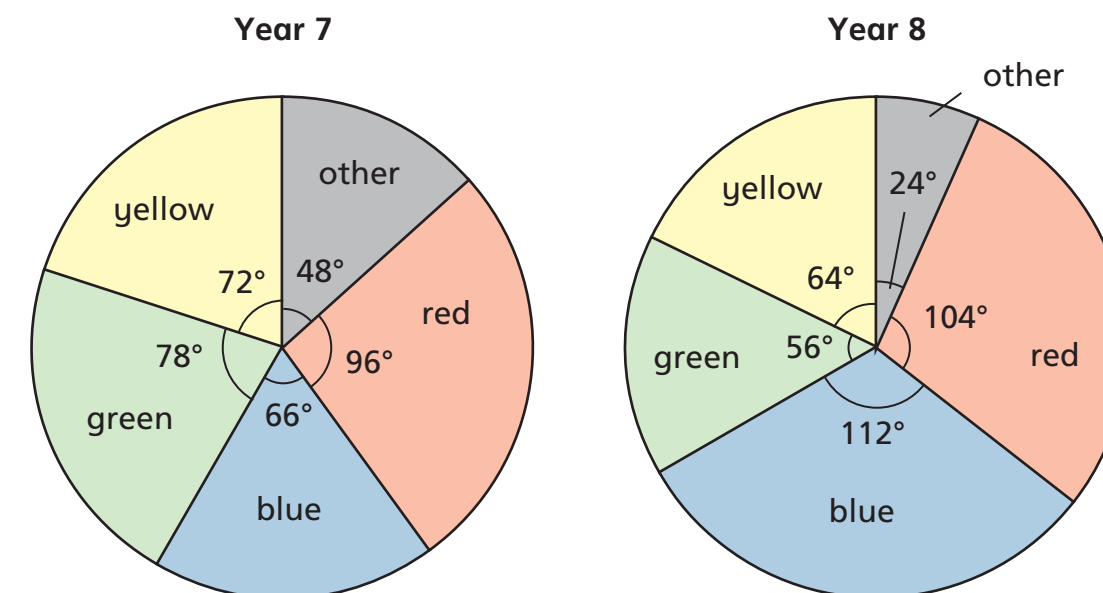
Draw a pie chart to show the number of monkeys, giraffes, elephants and lions in the zoo.



Lions	56
Monkeys	58
Elephants	37
Giraffes	29



- 6 A group of students in Years 7 and 8 voted for their favourite colour. The results are shown in the pie charts.



12 students in Year 7 said yellow was their favourite colour.

The number of students in Year 8 who said red was their favourite colour is the same as the number of students in Year 7 who said green was their favourite colour.

How many Year 8 students said that green or yellow was their favourite colour?

15

